

# Table of Contents

Drawer Options .....	1-2
Waste Drawers .....	3-4
Specialty Drawers .....	5-10
Silverware Inserts .....	11-12
Utensil Inserts .....	13-14
Misc Drawer Inserts .....	15
Towers .....	17-25
Tower Slide Placement .....	26
Hampers & Vanity .....	27-28

### In Stock Materials...


- Poplar (1/2" & 5/8")
- Maple (1/2" & 5/8")
- Walnut (5/8" only)
- Prefinished Indo Birch Ply (1/2" only)
- White Melamine (5/8" & 3/4")



\*Most species available upon request

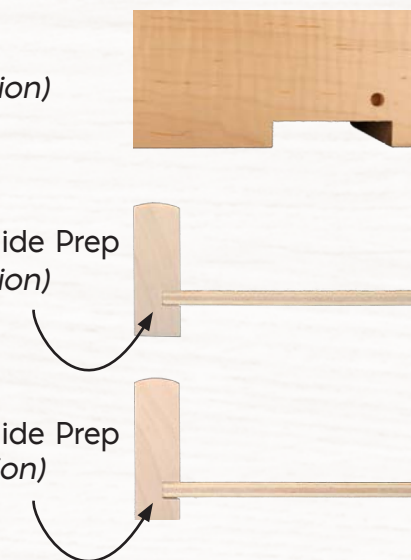
### Top Edge Options...

- Bullnose
- Hand Radius
- PVC Edgeband (Prefinished Birch & Melamine Only)



### Slide Prep / Bottom Position...

- Undermount Prep (1/2" Bottom Position)
- Sidemount / No Slide Prep (1/2" Bottom Position)
- Sidemount / No Slide Prep (1/4" Bottom Position)



### Bottom Options...

- 1/4" B2 Birch (standard in Maple & Poplar)
- 3/8" B2 Birch
- 1/4" Maple
- 3/8" Maple
- 1/4" Walnut (standard in Walnut)
- 1/2" Walnut
- 1/4" Ultra Foil (standard in Melamine)
- 1/4" Prefinished Birch (standard in Prefinished Indo Birch Ply)

\*Most species available upon request

### Drawer Grades...

#### Cabinet Plus+

Our Best Seller! Recommended for Mid to High End Cabinet Builders. High Quality Materials. Assembled. Puttied. Hand Sanded.

#### Furniture Grade

Recommended for Furniture Builders and Economy Cabinets. High Quality Materials. Assembled. Machine Sanded Only.

#### Commercial Standard

Like Furniture Grade but with Special Pricing for Volume Commercial Jobs. Ask for Details.

### Finishes...

#### Unfinished - Raw

Our drawers come to you ready for your finish room.

#### Clear Coat

Save valuable production time by allowing us to apply a high quality 40 Sheen Conversion Varnish clear coat.

#### Prefinished

Ask us for cost savings information on our prefinished plywood and melamine options.

### Front Drill Options...



Slab Drill



Corner Drill

### Logo Branding...



### Labeling...



### Pullout Options...



Pullout w/ Hand Scoop



Reverse Look Pullout



Scalloped Sides



No Scoop Pullout




Ears to Hide Slides



4 Piece Lipped Front Drws


# 35 Qt. Waste Drawers




**Item # WDT35NS**  
Double 35 qt Waste Drawer - No Storage



**Item # WDL35SB**  
Double 35 qt Waste Drawer - Storage in Back



**Item # WDT35SS**  
Double 35 qt Waste Drawer - Storage on Side  
(Use "R" or "L" after the item # to note if storage is on the Right or on the Left)



**Item # WDL35NS**  
Double 35 qt Waste Drawer - No Storage



**Item # WS35SB**  
Single 35 qt Waste Drawer - Storage in Back



**Item # WS35NS**  
Single 35 qt Waste Drawer - No Storage

## Replacement Bins & Lids



**Item # KV35WH**  
35 qt White Replacement Bins



**Item # KV35GR**  
35 qt Gray Replacement Bins




**Item # KVLID35WH**  
35 qt Lid White




**Item # KVLID35GR**  
35 qt Lid Gray

# 50 Qt. Waste Drawers




**Item # WDT50NS**  
Double 50 qt Waste Drawer - No Storage



**Item # WDL50SB**  
Double 50 qt Waste Drawer - Storage in Back



**Item # WDT50SS**  
Double 50 qt Waste Drawer - Storage on Side  
(Use "R" or "L" after the item # to note if storage is on the Right or on the Left)



**Item # WDL50NS**  
Double 50 qt Waste Drawer - No Storage



**Item # WS50SB**  
Single 50 qt Waste Drawer - Storage in Back



**Item # WS50NS**  
Single 50 qt Waste Drawer - No Storage

## Replacement Bins & Lids



**Item # RAS50WH**  
50 qt White Replacement Bins



**Item # RAS50GR**  
50 qt Gray Replacement Bins



**Item # RASLID50WH**  
50 qt Lid White



**Item # RASLID50GR**  
50 qt Lid Gray

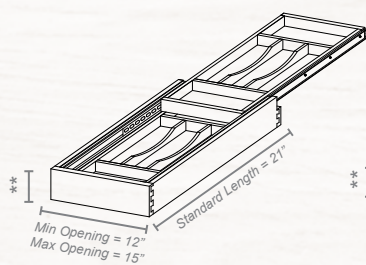
### Builder's Note:

- Each unit is Built-to-Fit and installs like a regular drawer on standard undermount slides (*not included*)
- Minimum Opening Size based on standard undermount slide deductions
- White bins included as a standard. If gray bins are preferred, add "Gray" after the item #

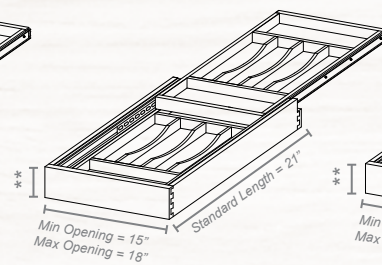
- Available with 1/2" or 5/8" sides in Maple, Walnut, or Poplar
- When ordered with cabinet drawers, species will be made to match if not specified otherwise
- Can be ordered unfinished or with a Clear Coat (*40 sheen Conversion Varnish*)

## 2-Tier Silverware Drawer

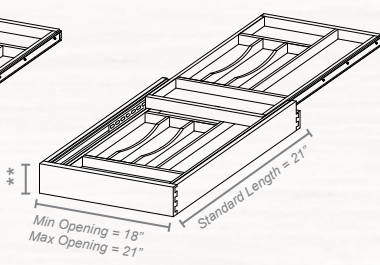
Enhance your kitchen with our beautifully designed **2-Tier Silverware Drawer**. Featuring a slide out tray on concealed, touch to open slides, a slight tug of the tray reveals a whole new layer of storage. Choose from our standard layouts below, or inquire about a custom layout designed specifically just for you.



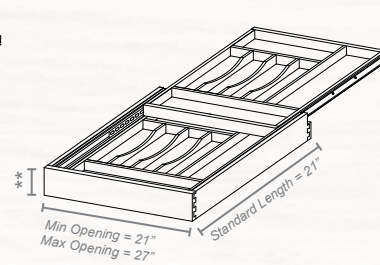
Item # 2T.SWD15



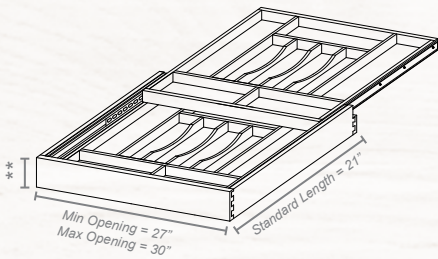
Item # 2T.SWD18



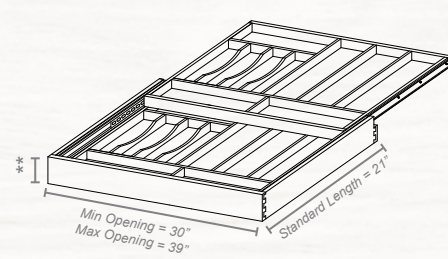
Item # 2T.SWD21



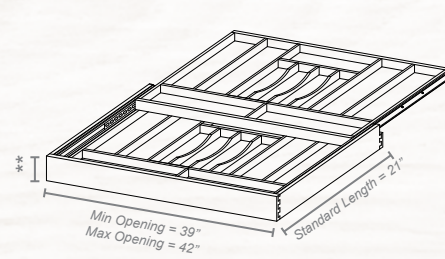
Item # 2T.SWD27



Item # 2T.SWD30



Item # 2T.SWD39



Item # 2T.SWD42

\*\* Min Opening Height = 5"


### Builder's Note:

- Each unit is Built-to-Fit and installs like a regular drawer on standard undermount slides (*not included*)
- Minimum opening size based on standard undermount slide deductions
- Shown in 5/8" Maple. Available with 1/2" or 5/8" sides in Maple, Walnut, or Poplar
- When ordered with cabinet drawers, species will be made to match if not specified otherwise
- Can be ordered unfinished or with a Clear Coat (*40 sheen Conversion Varnish*)

## Closed Front Paper Towel Drawer

- This drawer, made for a 7" opening height, will fit a 5" to 5 1/2" paper towel roll
- Cabinet Front attaches like normal
- Can also be made as a pullout with regular hand scoop or paper towel cut out
- The drawer can be installed on regular undermount or sidemount slides (*not included*)
- Minimum openings are based upon standard undermount slide deductions
- Available with 1/2" or 5/8" sides in Maple, Walnut, or Poplar
- Can be ordered unfinished or with a Clear Coat (*40 sheen Conversion Varnish*)


\* PTDW.Closed Drawers less than 14" wide will not have a rod holder insert but will have the rod notches cut directly into the drawer side and a permanent, left to right divider installed



Item # PTDW.CLOSED

## Open Front Paper Towel Drawer

Designed for applications where the paper towel roll is to be exposed.



Item # PTDW.OPEN

- This drawer, made for a 7" opening height, will fit a 5" to 5 1/2" paper towel roll
- The paper towel insert can be trimmed to move the roll forward
- Cabinet Front attaches through pre-drilled pocket holes
- The drawer can be installed on regular undermount or sidemount slides (*not included*)
- Minimum openings are based upon standard undermount slide deductions
- Available with 1/2" or 5/8" sides in Maple, Walnut, or Poplar
- Can be ordered unfinished or with a Clear Coat (*40 sheen Conversion Varnish*)

## Cutting Board Pullout

Item # CUTB.PO

Protect your counter and knives with a **Cutting Board Pullout**. Add to your workspace by extending and locking the pullout, or lift the butcher block onto your counter for slicing, dicing or simply to use as a hot pad. A juice groove contains the mess and the hole for scraps makes cleanup quick and easy!



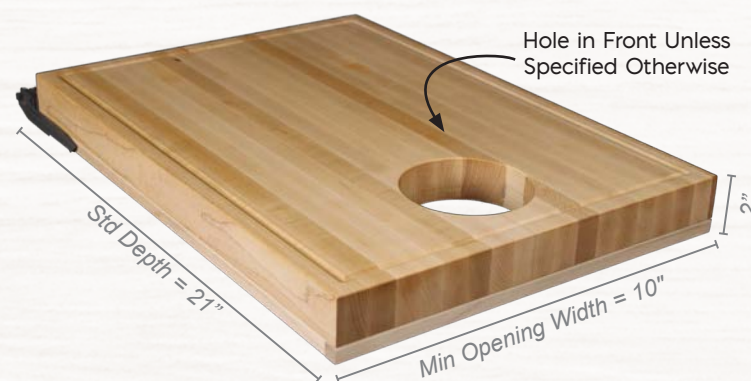
### Builder's Note:

- Both units are Built-to-Fit and include a Blum Shelf Lock Device, compatible with Blum Tandem & Blum Movento Undermount slides (*slides not included*)
- When ordering, provide cabinet opening size (*height x width x depth*)
- Pullout shown in Maple. Also available in Poplar & Walnut (*Hard Maple Butcher Block*)
- Pullout can be ordered unfinished or with a Clear Coat (*40 sheen Conversion Varnish*), Butcher Blocks are conditioned with cutting board oil

## Cutting Board Slab

Item # CUTB.SLAB

The **Cutting Board Slab** features an 1 1/2" butcher block that conveniently pulls out and locks into place, giving you a stable surface for slicing, dicing or to simply extend your workspace. A juice groove contains the mess and the hole for scraps makes cleanup quick and easy!



## Adjustable Divider Systems

What's better than more organization? Add a custom adjustable divider system to any new or existing drawer.



Adjustable Divider Peg System



Adjustable Divider Groove System


## File Drawers

Need filing space? You order the drawers; we'll take care of the rest.



### Aluminum File System Configurations

*Custom Configurations by Request*



### Fridge Cabinet Drawers

A personal favorite! Turn that hard-to-reach space above your fridge or pantry into a useful area. Made with cutouts to access one drawer from the left & the other from the right side.



### Baking Sheet Drawer

Satisfactorily store your bakeware. An overall height of 14" contains large sheets, while a generous scoop in the sides gives you access to smaller items.




### Bottle Storage Drawer

With a drawer height of 14" and adjustable dividers, this is the perfect solution for spirits, cooking oils or cleaning supplies.



### Drying Drawers

The perfect additions to your laundry cabinets for drying blouses, sweaters and other delicate clothing.




Stainless Steel Rods

Mesh Bottom

### Notched Drawers

Turn that hard-to-reach space under your sink or vanity into an accessible, organized drawer! Specify notch width and depth for a custom fit.



Plumbing Notch

Sink Notch


### 2-Tier Drawer

Increase your storage with a custom slide-out tray in that deep drawer. The tray opens up with a slight tug and conveniently locks in place again, preventing accidental openings.



### Corner Drawers

Not crazy for a lazy susan? Add a stack of corner drawers! Our corner drawers come fully prepped for undermount slides. Ask us for details on sizing and slide placement.



### Power Drawer

Contain cord clutter! Add an outlet from Docking Drawer to any drawer to charge devices. Minimum opening width is 15".



Blade #1514-110



Blade GFCI #1514-150

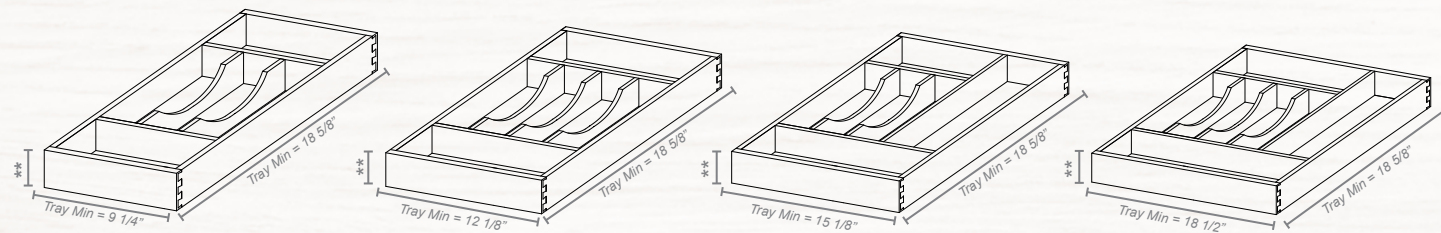


Blade Duo #1514-232

\*Stainless Steel & Black outlets in stock

# Silverware Tray Inserts

Simple and beautiful, custom built silverware tray inserts organize your kitchen!

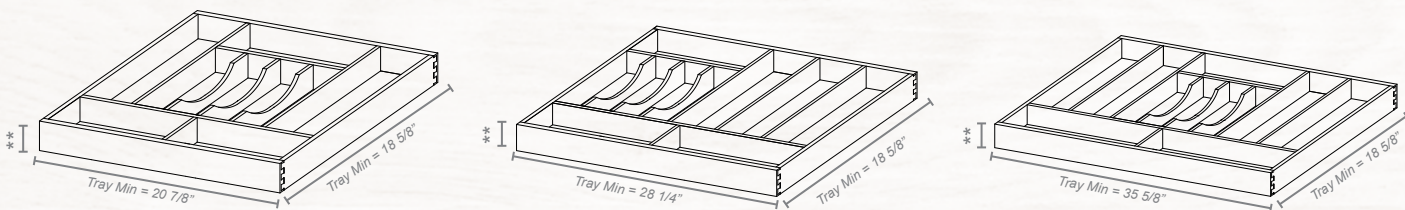


**Item # TR.SW15**  
Layout for 15" Base Cabinets

**Item # TR.SW18**  
Layout for 18" Base Cabinets

**Item # TR.SW21**  
Layout for 21" Base Cabinets

**Item # TR.SW24**  
Layout for 24" Base Cabinets



**Item # TR.SW27**  
Layout for 27" - 33" Base Cabinets

**Item # TR.SW36**  
Layout for 36" - 39" Base Cabinets

**Item # TR.SW42**  
Layout for 42" - 48" Base Cabinets

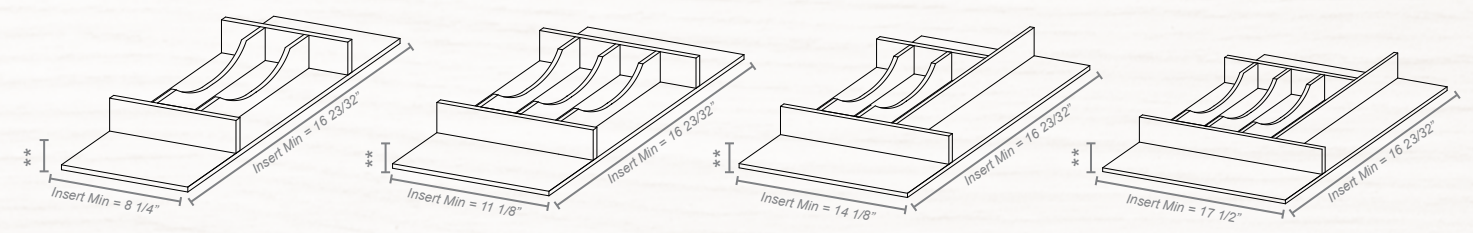
\*\* Standard Height = 3"

## Builder's Note:

- Keeping a standard tray height of 3", the width & depth of each tray is Built-To-Fit your exact drawer size
- Inside drawer width - 1/16" = Tray Width / Inside drawer depth - 3/16" = Tray Depth
- Shown in Maple. Also available in Walnut and Poplar
- When ordered with cabinet drawers, species will be made to match if not specified otherwise
- Custom layouts available upon special request
- Can be ordered unfinished or with a Clear Coat (40 sheen Conversion Varnish)

# Silverware Frameless Inserts

Go Frameless! Custom built silverware frameless inserts organize your kitchen!

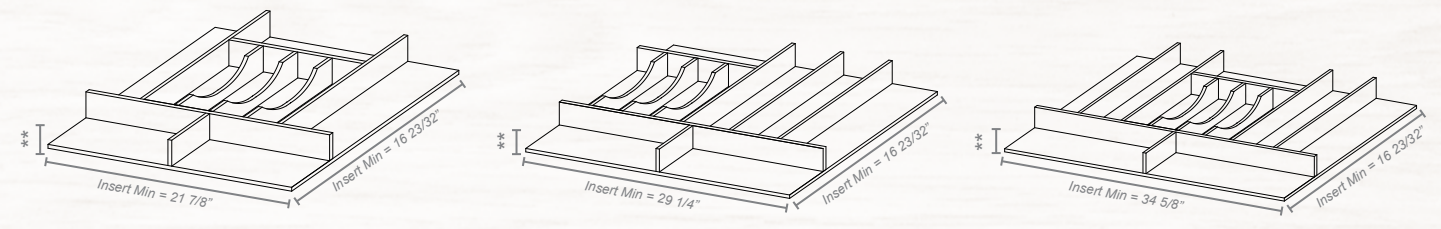


**Item # FL.SW15**  
Layout for 15" Base Cabinets

**Item # FL.SW18**  
Layout for 18" Base Cabinets

**Item # FL.SW21**  
Layout for 21" Base Cabinets

**Item # FL.SW24**  
Layout for 24" Base Cabinets



**Item # FL.SW27**  
Layout for 27" - 33" Base Cabinets

**Item # FL.SW36**  
Layout for 36" - 39" Base Cabinets

**Item # FL.SW42**  
Layout for 42" - 48" Base Cabinets

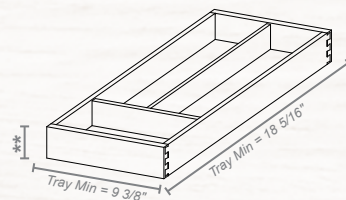
\*\* Standard Height = 2 5/8"

## Builder's Note:

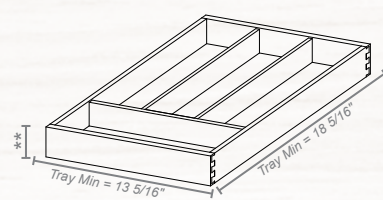
- Keeping a standard insert height of 2 5/8", the width & depth of each insert is Built-To-Fit your exact drawer size
- Inside drawer width - 1/32" = Insert Width / Inside drawer depth - 1/32" = Insert Depth
- Shown in Maple. Also available in Walnut and Poplar
- When ordered with cabinet drawers, species will be made to match if not specified otherwise
- Custom layouts available upon special request
- Can be ordered unfinished or with a Clear Coat (40 sheen Conversion Varnish)

# Utensil Tray Inserts

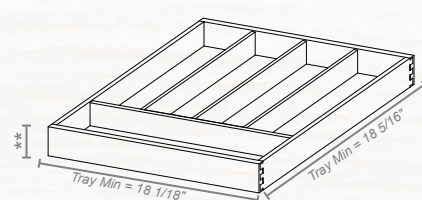
Simple and beautiful, custom built utensil tray inserts organize your kitchen!



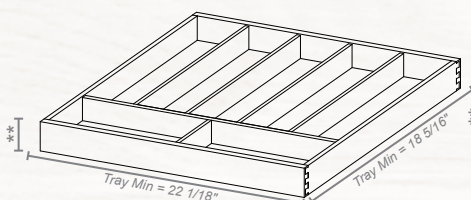
**Item # TR.UT15**  
Layout for 15"- 18" Base Cabinets



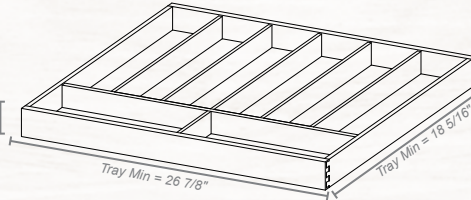
**Item # TR.UT18**  
Layout for 18"-24" Base Cabinets



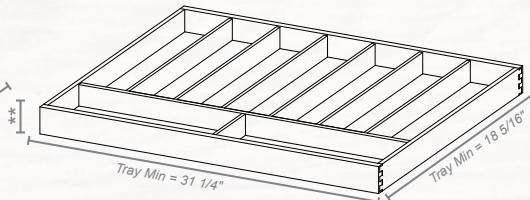
**Item # TR.UT24**  
Layout for 24"-30" Base Cabinets



**Item # TR.UT30**  
Layout for 30"-36" Base Cabinets



**Item # TR.UT33**  
Layout for 33"-42" Base Cabinets



**Item # TR.UT36**  
Layout for 36"-48" Base Cabinets

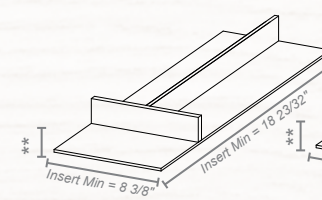
\*\* Standard Height = 3"

## Builder's Note:

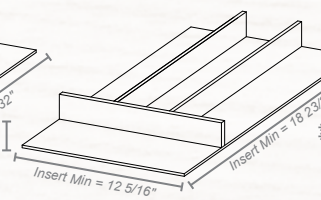
- Keeping a standard tray height of 3", the width & depth of each tray is Built-To-Fit your exact drawer size
- Inside drawer width - 1/16" = Tray Width / Inside drawer depth - 3/16" = Tray Depth
- Shown in Maple. Also available in Walnut and Poplar
- When ordered with cabinet drawers, species will be made to match if not specified otherwise
- Custom layouts available upon special request
- Can be ordered unfinished or with a Clear Coat (40 sheen Conversion Varnish)

# Utensil Frameless Inserts

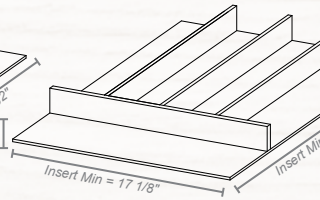
Go Frameless! Custom built utensil frameless inserts organize your kitchen!



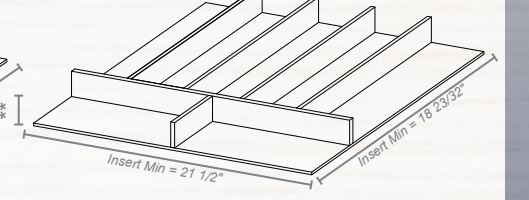
**Item # FL.UT15**  
Layout for 15"-18" Base Cabinets



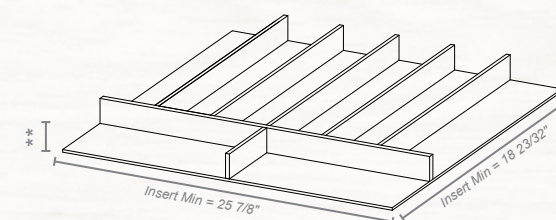
**Item # FL.UT18**  
Layout for 18"-24" Base Cabinets



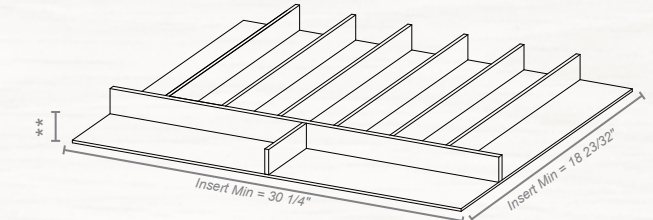
**Item # FL.UT24**  
Layout for 24"-30" Base Cabinets



**Item # FL.UT27**  
Layout for 27"-36" Base Cabinets



**Item # FL.UT33**  
Layout for 33"-42" Base Cabinets



**Item # FL.UT36**  
Layout for 36"-48" Base Cabinets

\*\* Standard Height = 2 5/8"

## Builder's Note:

- Keeping a standard insert height of 2 5/8", the width & depth of each insert is Built-To-Fit your exact drawer size
- Inside drawer width - 1/32" = Insert Width / Inside drawer depth - 1/32" = Insert Depth
- Shown in Maple. Also available in Walnut and Poplar
- When ordered with cabinet drawers, species will be made to match if not specified otherwise
- Custom layouts available upon special request
- Can be ordered unfinished or with a Clear Coat (40 sheen Conversion Varnish)

## Knife Blocks

Perfectly store and protect large and small kitchen knives with our in-drawer Knife Block.

### Builder's Note:

- Provide exact Knife Block width or drawer and side material dimensions when ordering
- Built-To-Fit in White Soft Maple (walnut available upon request)



Item # KB.163  
3" high x 16" long




Item # KB.122  
2" high x 12" long

## K-Cup Organizer

Keep your coffee bar neat and free of clutter with our in-drawer K-Cup Organizer.

### Builder's Note:

- Provide exact K-Cup Organizer dimensions or drawer and side material dimensions when ordering
- Built-To-Fit in White Soft Maple MDF



Item # DI.KCO

## Spice Tray Inserts

Have your spices at your fingertips with our in-drawer Spice Tray Insert.

### Builder's Note:

- Provide exact Spice Tray Insert dimensions or drawer and side material dimensions when ordering
- Available in Maple, Walnut, or Poplar



Item # SPT.3T  
Fits 16" Drawer Depth



Item # SPT.4T  
Fits 21" Drawer Depth

# Base Cabinet Organizer

Item # BC.ORG

Featuring Built-To-Fit sizing and adjustable shelves, the **Base Cabinet Organizer** is sure to bring style and function to your Kitchen, Bathroom or Laundry cabinets!

- Base Cabinet Organizer with Adjustable Shelves
- Prepped for Undermount Slides (*not included*)
- Custom Built-To-Fit Sizing
- Handcrafted in White Maple



\*Using Blum Tandem Slides with T51.1801 Locking Device

# Base Cabinet Spice Tower

Item # BC.SPC

Keep your spices within arm's reach! The **Base Cabinet Spice Tower** keeps your everyday spices right where you need them. Adjustable shelves add plenty of storage for a beautiful, organized kitchen.

- Base Cabinet Spice Organizer with Adjustable Shelves
- Prepped for Undermount Slides (*not included*)
- Custom Built-To-Fit Sizing
- Handcrafted in White Maple



\*Using Blum Tandem Slides with T51.1801 Locking Device

## Builder's Note:

- Each unit is Built-To-Fit in White Soft Maple (*walnut available upon request*)
- When ordering, provide cabinet opening size (*height x width x depth*)
- Can be ordered unfinished or with a Clear Coat (*40 sheen conversion varnish*)

- Towers for an opening width of 9" or less will be prepped for 1 set of std undermount slides
- Towers for an opening width greater than 9" will be prepped for 2 sets of std undermount slides
- Custom sizes available per special request

# Base Cabinet Utensil Tower

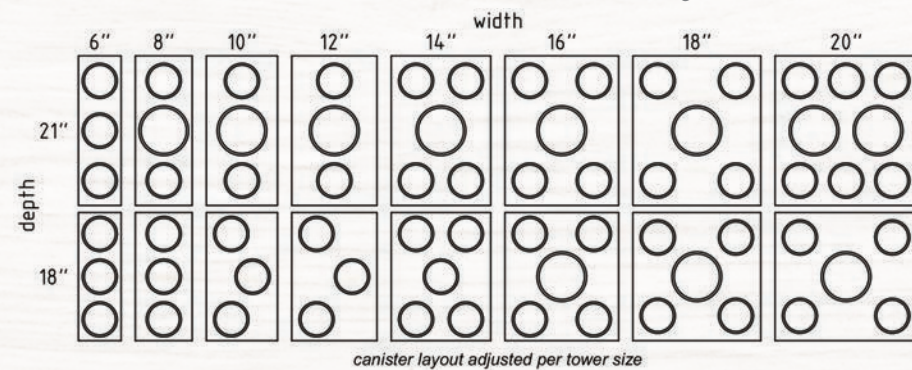
Item # BC.UTS

Combining the beauty of natural wood and stainless steel, the **Base Cabinet Utensil Tower** keeps your cooking utensils accessible and organized. The perfect addition to your kitchen!

- Base Cabinet Utensil Organizer
- Prepped for Undermount Slides (*not included*)
- Custom Built-to-fit Sizing
- Handcrafted in White Maple



\*Using Blum Tandem Slides with T51.1801 Locking Device



# Base Cabinet Knife Tower

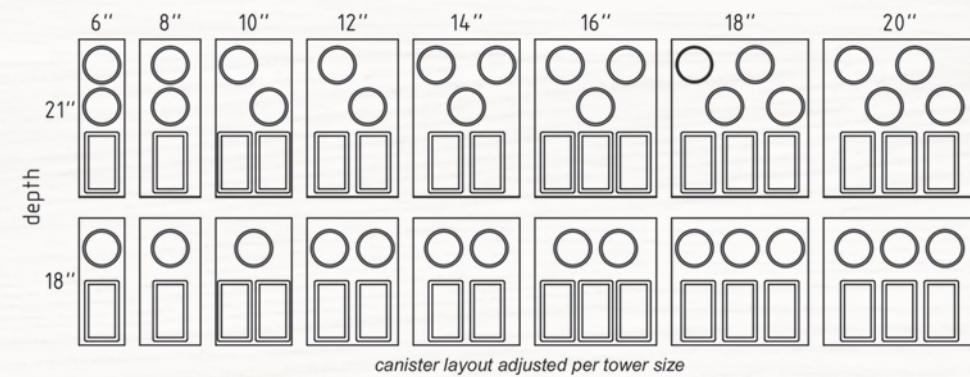
Item # BC.UKN

Natural Wood! Stainless Steel! Kitchen Knife Storage! Cooking Utensil Storage! The **Base Cabinet Knife Tower** brings lots of style & function to your kitchen. The storage shelf at the bottom is just an added bonus!

- Base Cabinet Knife and Utensil Organizer
- Prepped for Undermount Slides (*not included*)
- Custom Built-to-fit Sizing
- Handcrafted in White Maple



\*Using Blum Tandem Slides with T51.1801 Locking Device



### Builder's Note:

- Each unit is Built-To-Fit in White Soft Maple (*walnut available upon request*)
- When ordering, provide cabinet opening size (*height x width x depth*)
- Can be ordered unfinished or with a Clear Coat (*40 sheen conversion varnish*)

- Towers for an opening width of 8" or less will be prepped for 1 set of std undermount slides
- Towers for an opening width greater than 8" will be prepped for 2 sets of std undermount slides
- Custom sizes available per special request

# Base Cabinet Baking Sheet Tower

Item # BC.BAK

The **Base Cabinet Baking Sheet Tower** not only brings the beauty of natural wood to your kitchen, but the function it provides is outstanding! The unique, easy access design will perfectly store your cookie sheets, cake pans and much more.

- Base Cabinet Baking Sheet Organizer
- Prepped for Undermount Slides (*not included*)
- Removable Dividers every 2 1/2" - 4"
- Custom Built-To-Fit Sizing
- Handcrafted in White Maple



\*Using Blum Tandem Slides with T51.1801.20 (Narrow) Locking Device

## Builder's Note:

- Each unit is Built-To-Fit in White Soft Maple (*walnut available upon request*)
- When ordering, provide cabinet opening size (*height x width x depth*)
- Can be ordered unfinished or with a Clear Coat (*40 sheen conversion varnish*)
- Tower stabilizing system included with all BC.BAK Towers built for an opening width of 12" or less. Cabinet sides need to be built out flush with the opening

# Base Cabinet Paper Towel Tower

Item # BC.PPT

Instant, easy access to your paper towels, plus adjustable shelves to store all your cleaning supplies, equals the **Base Cabinet Paper Towel Tower**. This is your all-in-one cleaning storage unit!

- Base Cabinet Paper Towel Tower with adjustable shelves
- Prepped for Undermount Slides (*not included*)
- Custom Built-to-Fit Sizing
- Handcrafted in White Maple



\*Using Blum Tandem Slides with T51.1801 Locking Device

## Builder's Note:

- Each unit is Built-to-Fit in White Soft Maple (*walnut available upon request*)
- When ordering, provide cabinet opening size (*height x width x depth*)
- Can be ordered unfinished or with a clear coat (*40 sheen conversion varnish*)
- Towers for an opening width of 9" or less will be prepped for 1 set of std undermount slides
- Towers for an opening width greater than 9" will be prepped for 2 sets of std undermount slides
- Custom sizes available per special request

# Narrow Organizer

Item # NARROW.ORG

Only have a bit of space left in that span of cabinets? The **Narrow Organizer** was designed to make just such a space useful, so don't let it go to waste!

- Cabinet Organizer with adjustable shelves for narrow applications in base & wall cabinets
- Sidemount Slides with Soft Close included
- Custom Built-to-Fit Sizing
- Handcrafted in White Maple



## Builder's Note:

- Each unit is Built-to-Fit in White Soft Maple (*walnut available upon request*)
- When ordering, provide cabinet opening size (*height x width x depth*)
- Can be ordered unfinished or with a clear coat (*40 sheen conversion varnish*)
- The Narrow Organizer design is made for openings less than 4 1/4" wide, for larger openings see our BC.ORG

# Pull Out Pantry Tower

Item # PO.PAN

At the opening of your **Pull Out Pantry Tower**, all of your pantry staples come to you! Adjustable shelves allow you to space shelves to fit your items perfectly.

- Pull Out Pantry with adjustable shelves
- Custom Built-to-Fit Sizing
- Handcrafted in White Maple
- Prepped for Fuller Pantry Slide (*pantry slide needs to be purchased separately*)

## Fuller Pantry Slide

Item # PS.FR771-22



## Builder's Note:

- Each unit is Built-to-Fit in White Soft Maple (*walnut available upon request*)
- When ordering, provide cabinet opening size (*height x width x depth*)
- Can be ordered unfinished or with a clear coat (*40 sheen conversion varnish*)
- Custom sizes available per special request
- Not available prepped for undermount slides. See BC.ORG for large units with undermount slides

# Door Spice Rack

Item # WL.DSR

Choose the spot in your kitchen where you'd like access to spices at the opening of a door. The **Door Spice Rack** is a tried-and-true accessory for organizing and storing spices and more!

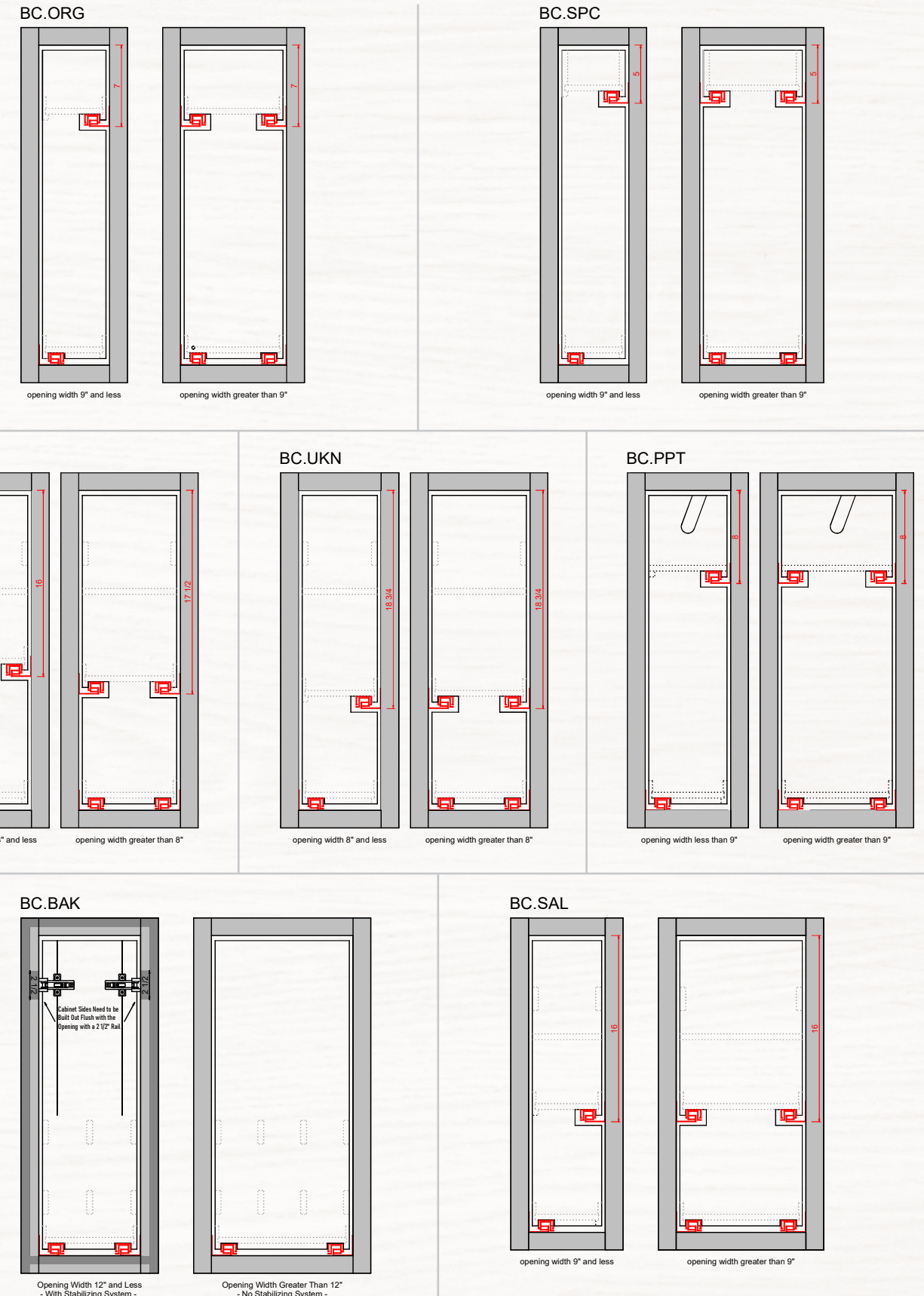
- Spice Rack with adjustable shelves to be mounted on the inside of cabinet & pantry doors
- Designed for mounting fasteners to be hidden after installing
- Custom Built-to-Fit Sizing
- Handcrafted in White Maple



### Builder's Note:

- Each unit is Built-to-Fit in White Soft Maple (*walnut available upon request*)
- When ordering, provide cabinet opening width x height, door size width x height and tower depth (*std is 4"*)
- Can be ordered unfinished or with a Clear Coat (*40 sheen conversion varnish*)
- Custom sizes available per special request

# Tower Slide Placement



Slide Placement Using Blum 563H Tandem Drawer slides

# Hamper Drawers

Hamper Drawers are the creative solution to the ever-visible problem in every home- that growing pile of laundry. You won't regret installing this effective unit in your bathroom or laundry cabinets- or both!



**Item # HSL56**  
Single 56 qt Hamper Drawer



**Item # HST56**  
Single 56 qt Hamper Drawer



**Item # HDL56**  
Double 56 qt Hamper Drawer



**Item # RAS56**  
56 qt Replacement Hamper w/ Lid

**Builder's Note:**

- Each unit is Built-to-Fit and installs like a regular drawer on standard undermount slides (*not included*)
- Minimum opening size based on standard undermount slide deductions
- Hamper Lids included as a standard
- Available with 1/2" or 5/8" sides in Maple, Walnut, or Poplar
- When ordered with cabinet drawers, species will be made to match if not specified otherwise
- Can be ordered unfinished or with a Clear Coat (*40 sheen Conversion Varnish*)

# Base Cabinet Salon Tower

Item # BC.SAL

The **Base Cabinet Salon Tower** is beautifully designed to organize your styling tools. Stainless steel grommets keep your hair dryer, curling iron, flat iron and more within easy reach, storing it all safely inside of your cabinet when done. This tower comes with the option of a GFCI power outlet in the back.

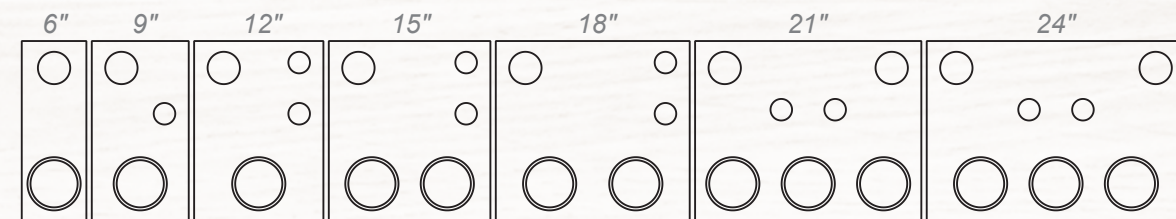
- Base Cabinet Salon Tower
- Prepped for Undermount Slides (*not included*)
- Custom Built-to-fit Sizing
- Handcrafted in White Maple
- Power Outlet is Optional (*specify when ordering*)



Blade GFCI #1514-150



\*Using Blum Tandem Slides with T51.1801 Locking Device



Layouts reflect cabinet opening dimension

**Builder's Note:**

- Each unit is Built-To-Fit in White Soft Maple (*walnut available upon request*)
- When ordering, provide cabinet opening size (*height x width x depth*)
- Towers for an opening width of 9" or less, will be prepped for 1 set of std undermount slides
- Towers for an opening width greater than 9", will be prepped for 2 sets of std undermount slides
- Custom sizes available per special request
- Can be ordered unfinished or with a Clear Coat (*40 sheen conversion varnish*)



